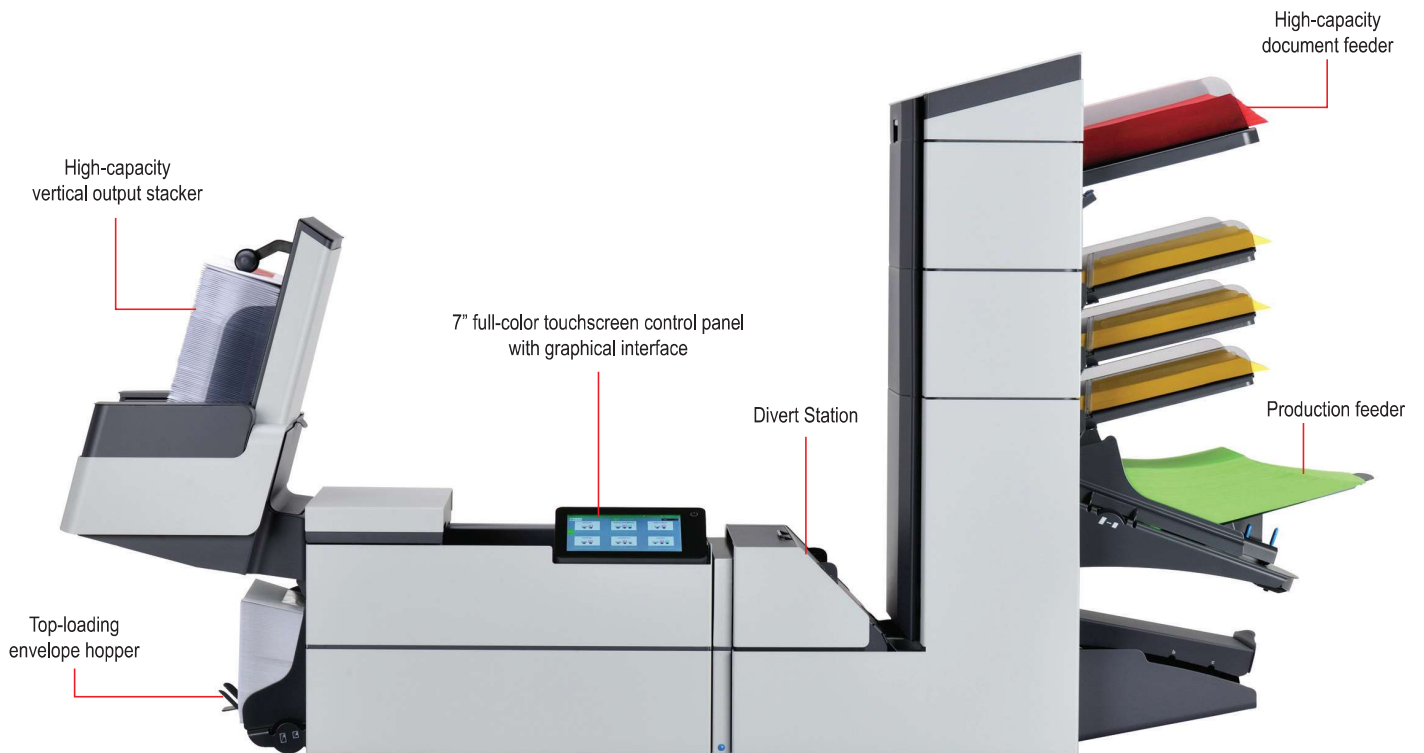





# 6406 Series

MID-VOLUME INSERTER SOLUTION



- Modular, 10 configurations available
- High-capacity vertical output stacker
- 7" color touchscreen control panel
- Up to 50 programmable jobs
- Top-loading envelope hopper

# FORMAX<sup>®</sup>

[www.formax.com](http://www.formax.com)

Local Dealer:

 [PaperFolder.com](http://PaperFolder.com)


The versatile **6406 Series** can be configured with **2 to 6 stations** for flexibility, with various input configurations: a **high-capacity document feeder**, **1 or 2 high-capacity production feeders**, standard and special feeders, **thin booklet feeder**, and **short feed trays**. Standard features include a **7" full-color touchscreen**, **high-capacity vertical output stacker**, **top-loading envelope hopper**, **AutoSet™** one-touch setup, and **up to 50 programmable jobs**. It's powerful enough to fold up to 10 sheets (half fold) or up to 8 sheets (tri-fold) at one time. Documents requiring inspection can be delivered automatically to the **divert station**. An optional CIS Scanner reads OMR, 1D, 2D, QR codes, and OCR printed anywhere on the page.




**Graphics-Based Color Touchscreen**  
Quick and easy job setup, with paper and envelope presence sensors



**High-Capacity Vertical Stacker**  
Vertical stacker holds up to 500 filled envelopes in a neat, sequential order



**Optional Production Feeder**  
Holds up to 325 BREs or 1,200 inserts up to 6" long



**Top-Loading Envelope Hopper**  
Holds up to 500 envelopes with on-the-fly reloading for continuous operation



**Optional Full-Page CIS Scanner**  
Spans the width of the feeders and reads OMR, OCR, 1D, 2D, and QR codes

## STANDARD FEATURES

- 7" color touchscreen
- Modular flexibility
- AutoSet™ one-touch setup
- Envelope & paper presence sensors
- High-capacity vertical output stacker
- Up to 50 programmable jobs
- Handles a variety of envelope sizes
- Large, top-loading envelope hopper
- C, Z, half, double parallel, no fold
- Daily mail mode
- Multi-feeding
- Cascade mode
- Folds up to 10 sheets at once
- Variable insert capability
- Eco mode
- Double document detection
- Divert station

## OPTIONS

- CIS scanner
- Thin booklet feeder
- Production feeders
- Side exit trays
- OMR, BCR, and OCR
- Short feed trays
- Custom cabinets
- 402 Series Jogger

## SPECIFICATIONS

|                         |   |
|-------------------------|---|
| Speed                   | Up to 4,000 pieces per hour                               |
| Duty Cycle              | Up to 60,000 pieces per month                             |
| Feeder Capacity         | Up to 325 sheets, per feeder                              |
| Envelope Hopper         | Up to 325 envelopes, top-loading                          |
| Vertical Output Stacker | Up to 500 filled envelopes                                |
| Sheet Size*             | 3.5" - 14" H x 5" - 9" W<br>(89 x 356 x 229mm)            |
| Programmable Jobs       | Up to 50  |
| Envelope Size*          | 6.3" - 9.7" L x 3.5" - 6.3" W<br>(160 - 246 x 89 - 160mm) |
| Dimensions (4-station)  | 65" L x 32" H x 16.5" D<br>(165 x 81 x 42cm)              |
| Weight (4-station)      | Approx. 242 lbs (110kg)                                   |
| Power                   | 100V AC 50/60Hz   |
| Safety Certifications   | UL, CE, approved  |

\* Paper & envelope specifications may vary. All media must be tested

\*\* Bottom-address documents can be processed only in half and z-fold modes, up to 5 sheets