

TRIUMPH® 4850

Fully automatic cutter with electric blade drive, automatic clamp, and EASY CUT blade activation.

Cutting width, inches	18 5/8
Cutting height, inches	3
Narrow cut, inches	1
Length behind blade, inches	18



Comprehensive SCS safety package: patented EASY CUT electronic blade activation bars for true two-hand operation; transparent, electronically controlled front safety guard; safety cover on rear table; main switch and safety lock with key; 24 volt controls (low voltage); patented IDEAL safety drive; automatic blade and clamp return from every position; disc brake for instant blade stop; blade changing device covers cutting edge of blade; blade depth adjustment from outside of machine; blade and cutting stick can be changed without removing covers.

Ergonomic, 37 inch working height. Electric blade and clamp drive. Spindle-guided back gauge with calibrated crank. Front table digital display (cm or inches) for precise back gauge positioning. Bright, LED optical cutting line. Adjustable back gauge with narrow separations and plastic gliders. Automatic clamp. Dual side guides on front and rear tables. High quality, German steel blade. Solid steel blade carrier and adjustable blade guides. All-metal construction. Includes stand with storage shelf, easy-access tool holder, and paper blocking tool. Optional side tables increase work surface.

Specifications

Electrical requirements	115 V, 60 Hz ¹
Motor output, horsepower	2
Dimensions (D x W x H), inches	41 1/2 x 30 ² x 51
Shipping weight, pounds	556 ³

¹20 amp dedicated line required

²width with side tables is 53 inches

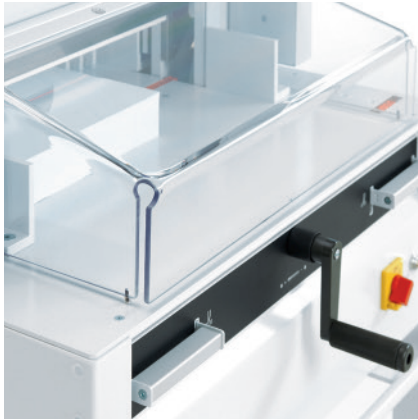
³shipping weight with side tables is 576 pounds

WWW.MBMCORP.COM
TEL: 800-223-2508

WWW.IDEAL-MBM.COM
TEL: 800-387-2528

TRIUMPH® 4850

Features



TRANSPARENT SAFETY GUARD

A cut can only be executed if the hinged, electronically controlled safety guard is in the closed position.




BACK GAUGE HAND CRANK

The calibrated hand crank is used to set the spindle-guided back gauge. The LED display ensures precise positioning.



EASY CUT BLADE ACTIVATION BARS

Patented EASY CUT blade activation bars ensure true, two-hand operation and allow blade and clamp to be activated independently.




OPTICAL CUTTING LINE

A bright, LED optical cutting line indicates the exact position of cut and helps to perfectly position trim marks.



TOOL HOLDER

Convenient, drop-in tool holder is located on the rear of the machine and keeps all tools necessary for routine maintenance (including blade changes) within reach.



SAFE BLADE CHANGES

Blade changes can be made without removing the machine covers. The handy blade changing device covers the cutting edge of blade.



(800) 520-6008

Need help? Call a Friendly Pro

info@paperfolder.com

8:30 am to 5:00pm M-F ET

 PaperFolder.com

MBM
CORPORATION


IDEAL.MBM
CORPORATION