

# **PRESSURE SEALER** ES5500

The ES5500 is a compact, high-performance pressure sealer designed for office desktops, featuring exclusive angled seal technology and double feed detection. With an LCD touch pad, it processes over 5,500 forms per hour, handling various fold types efficiently without envelopes.

- A PAPER TRAY**  
Place the paper on the tray, ensuring the edges are neatly aligned before loading to prevent jams and ensure smooth processing.
- B FOLDING QUALITY**  
Our advanced angle seal technology guarantees crisp, high-quality folds, even on plain paper. The first fold occurs in the front folding cassette, followed by a second fold in the rear cassette for professional results.
- C PAPER GUIDE**  
Place the paper into the hopper and adjust the side guides so they lightly touch both sides, ensuring the paper is aligned properly for smooth, square feeding. Ensure the paper edges are neatly aligned before loading to prevent jams.
- D CONTROL PANEL**  
Use the Start/Stop button to control machine operation. Reset the counter and paper thickness settings. Double Feed Detection (DFD) toggles on/off; thickness display is disabled when off. Auto Start (ASM) enables continuous batch mode with 3-second intervals.



# **PRESSURE SEALER** ES5500




- Compact pressure sealer with a small footprint, perfect for office use
- Advanced double feed detection prevents misfeeds for smooth operation
- Angled seal technology ensures efficient, high-quality sealing
- LCD touchpad controls with an integrated counter for easy monitoring
- High-speed processing, handling over 5,500 forms per hour
- Large 150-sheet feed table for high-volume tasks
- No envelopes required—seals single-sheet self-mailers effortlessly
- 9.5" Fold plate handles multiple fold types, excluding 14" C fold
- User-friendly design enables easy troubleshooting and basic maintenance without professional assistance



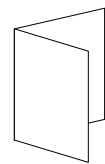
### Fold Cassette

Insert the 2nd cassette into the back slot. Use the adjustment knob to set the fold cassette to the appropriate paper size, ensuring accurate alignment for the folding process.

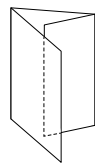


### Double Feed Detection

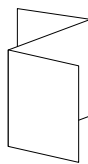
Advanced sensors detect double feeds and automatically stop the ES5500 to prevent jams.



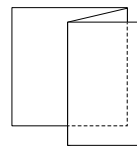
V Fold



C Fold



Z Fold



Uneven Z Fold

### Specifications:

Paper size	A4, Letter, Legal	Form size	Up to 14" depth & 9" width
Speed	5,000 per/hour	Electrical requirements	110 V, 60HZ
Sheet capacity	150*	Dimensions (D x W x H)	13" x 15" x 11"
Noise level	< 45db	Shipping weight	54 lbs

\* May vary due to variations in paper and power supply



www.mbmcorp.com  
843-552-2700

