

# **PRESSURE SEALER** ES2500


The ES2500 is a compact, desktop pressure sealer featuring angled seal technology for quiet, efficient operation. It quickly folds and seals single-sheet self-mailers, eliminating the need for envelopes. Ideal for various applications, including paychecks, invoices, tax forms, and medical reports.



- A PAPER TRAY**  
Place the paper on the tray, ensuring the edges are neatly aligned before loading to prevent jams and ensure smooth processing.
- B FOLDING QUALITY**  
Our advanced angle seal technology ensures crisp, high-quality folds, even when using plain paper, delivering professional results every time.
- C PAPER GUIDE**  
Adjust the paper guide to ensure proper alignment and smooth feeding of documents on the tray, preventing misfeeds or jams.
- D CONTROL PANEL**  
Use the Start/Stop button to initiate or halt the machine's operation, providing easy control over the folding and sealing process. Shows working counter with 3 digits.

# **PRESSURE SEALER** ES2500

- Convenient item counter for tracking folded and sealed documents
- Handles a wide variety of paper applications with ease
- Long 240mm fold plate supports diverse fold types except 14" C fold
- Provides a cost-effective, paper-only mailing solution
- Simple setup and low-maintenance design for user convenience
- Compact footprint saves valuable desktop space
- Quiet operation minimizes disruption in busy office environments
- Offers 4 versatile fold settings: Z, V, EZ, and double parallel



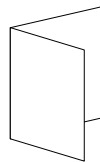
### Fold Cassette

Rotate the knob to set the fold cassette to the appropriate paper size, using the fold assist label on the in-feed tray as a guide for accurate adjustments.

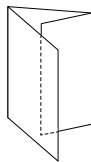


### Paper Jame Detection

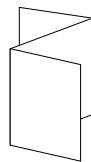
The sensor detects paper jams and automatically stops the machine, requiring the removal of the jammed form before resuming operation.



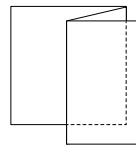
V Fold



C Fold



Z Fold



Uneven Z Fold

### Specifications:

Paper size	A4, Letter, Legal	Paper weight	80 - 150 gsm
Speed	3,000 per/hour	Electrical requirements	115 V, 60HZ
Sheet capacity	150*	Dimensions (D x W x H)	13" x 16" x 11
Noise level	< 45db	Shipping weight	80 lbs

\* May vary due to variations in paper and power supply



www.mbmcorp.com  
843-552-2700

