

MAIL, PARCEL &
OFFICE SOLUTIONS



INTIMUS TSI-5S

Fits perfectly into any work environment

- ▶ Productive, Versatile and Intuitive Folder Inserter




INTELLIGENT AND EASY DOCUMENT PROCESSING

The intimus TSI-5s combines unparalleled ease of use with advanced technology. With its compact footprint, large loading and unloading capabilities, and features like CIS scanning technology, the intimus TSI-5s can process a wide variety of mailpieces for direct marketing campaigns, invoicing, monthly statements and many other applications. Easy to use via its full-colour touch screen and unique intuitive navigation, and extraordinarily quiet, the intimus TSI-5s fits perfectly into any work environment.

COMPLETE CONTENT CONTROL AND SECURITY YOU CAN RELY ON

With its Contact Image Sensor (CIS) scanner technology, the intimus TSI-5s can read any type of coding such as OMR, QR, 1D barcodes and 2D data matrix codes. The code can be printed anywhere on the document. The scanner reads the full A4 page and the barcode can be read horizontally or vertically. This unique feature provides full flexibility to fulfil any layout requirement.



DAILY MAIL FEATURE

The intimus TSI-5s daily mail feature allows manual feeding of multiple pages to be folded and inserted at a time, mainly used when no reading is at hand. This is a perfect fit for low volume multiple sheet applications. The intimus TSI-5s is equipped with a shelf as a convenient storage place for documents.

VERSATILE- CUSTOMIZE YOUR INTIMUS TSI-5S TO YOUR NEED

Offering several feeder configurations, it allows you to design and deliver attractive mailshots.



Increase Productivity

- High-capacity feeder
- MaxiFeeder tray
- High-capacity vertical stacker



Process Invoices and Statements

- 2 x FlexFeed®
- 1 MaxiFeeder tray
- High-capacity vertical stacker



Enhance Customer Communications

- 1 daily mail feeder
- 2 x FlexFeed®
- Side exit tray

1. Automated Stacker

The high-capacity vertical stacker holds up to 500 finished envelopes

2. Touch Screen Display

Full-colour 7" touch-screen enables navigation easily to create a new job or access existing jobs within seconds


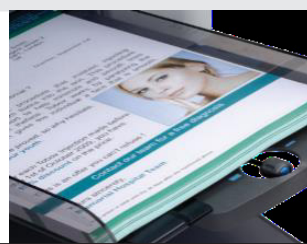
3. CIS Scanner

The scanner can read any type of coding printed horizontally or vertically in the document



4. Document Feeders

Quickly process multiple page sets of up to 975 documents using the 3x325 standard feeders. All feeders can be used in cascading mode and have paper sensors which ensure the operator is constantly informed on how to proceed to run the system



A STATE-OF-THE-ART GRAPHICAL USER INTERFACE

Designed for all users, the intuitive, full-colour, high-resolution 7" touch-screen provides a wizard-based user-friendly interface, making it easy for anyone to select and run their folding and inserting jobs. Alternatively, see how easy it is to create a new job using our exclusive load'n'Go intuitive procedure. Simply load your documents and envelopes and then press the start button. The intimus TSI-5s will automatically measure the length of all loaded documents as well as the envelope in order to adjust all settings and process the appropriate mail items.

SMART SOLUTIONS TO MAXIMIZE FLEXIBILITY

The exclusive FlexFeed® tray enables you to process any document size or type. In combination with the unique semi-automatic envelope separation mechanism, this provides full flexibility for feeding a wide variety of document types. You can use practically any size and type of material to address your prospective and current customers efficiently.

OPTIMISE PRODUCTIVITY WITH THE MAXIFEEDER TRAY

Choose to load the MaxiFeeder with up to 325 business reply envelopes or load up to 1,200 sheets to maximize your productivity.

TECHNICAL DATA	
Speed	Up to 3.800 / hour
7" Color touch screen	Standard
Automatic settings	Standard
Job memory	50
Feeders	Up to 3
Hand/ Multi-sheet feeding	Standard
Cascade from feeders	Standard
Standard document feeder capacity	325 sheets (20 lb.)
High capacity document feeder	725 sheets (20 lb.)
MaxiFeeder capacity: - 325 business reply envelopes - Load up to 1,200 sheets 20 lb.	Optional
Envelope feeder capacity	325
Folding capacity (one set, single fold)	Standard (Up to 10 sheets 20 lb.)
Fold types	Letter, Z, single, double parallel, no fold
Tailor made furniture	Optional
Document Height/ Width	3.5" - 14"/5.1" - 9.1"
Envelope length/ Width	3.5"- 6.35"/6.3"-9.7"
Maximum insert thickness	0.04"
Maximum set thickness	0.1"
Standard configuration: 3 feeders with catch tray	
Length x Height x Depth	50" x 29" x 19.7"
Weight	174.2 lbs
Noise level	<66 dBA

MAIL QUALITY & SECURITY	
Automatic double detection	Standard
Accumulate before folding	Standard
Scanning BCR,1D, 2D & QR codes	Optional
Optical Mark Recognition (OMR)	Optional
Tip to tip sealing	Standard

Why choose Intimus?

With local presence in 10 countries and sales in more than 180, Intimus International Group employs beyond 280 people worldwide.

Intimus sells high quality machines, complete with ongoing support and service. Our approach is not sell and "bye" but to accompany our customers in their daily operational activities and continuous improvement path.

Why the PaperFolder Co.?

The PaperFolder Company has been in business for over 20 years specializing in folder inserters. We take the time to understand your needs, recommend the right machine, and then get samples to test pre-sale to make sure that it will work properly and to your satisfaction.

We have nationwide service. **Our prices normally include onsite setup, training and one year onsite service** unless you are in a remote area or for some reason service is not available. Ongoing maintenance is key to trouble-free operation. At the end of the first year, you can extend the service for a fee.

Contact us for information, quotes or to answer questions by email or, if you prefer, call to talk to a real person.

